




2020/2021 FINANCIAL INFORMATION ACT REPORT

(Published in accordance with the Public Bodies Information Act of British Columbia, 1987, Chapter 8,
and the Financial Information Act.)




**2020/2021 FINANCIAL INFORMATION ACT REPORT
STATEMENT OF FINANCIAL INFORMATION APPROVAL**

The undersigned represents the Board of Governors of Camosun College and approves all the statements and schedules included in this Statement of Financial Information, produced under the *Financial Information Act*.

Chair, Board of Governors
September 22, 2021

A handwritten signature in blue ink, appearing to be 'A. P. ...', is written over the date.

Prepared pursuant to the Financial Information Regulation, Schedule 1, Section 9



2020/2021 FINANCIAL INFORMATION ACT REPORT
SCHEDULE OF GUARANTEE AND INDEMNITY AGREEMENTS


There were no guarantees or indemnities given by the College during the 2020/2021 fiscal year that required government approval prior to being given under the *Guarantees and Indemnities Regulation* (B.C. Reg. 258/87).

Chair, Board of Governors
September 22, 2021

A handwritten signature in blue ink, appearing to be 'M. Boyd', written over the text of the Chair's name and date.

VP Administration and CFO
September 22, 2021

A handwritten signature in blue ink, appearing to be 'Deborah Huebner', written over the text of the VP's name and date.



2020/2021 FINANCIAL INFORMATION ACT REPORT
SCHEDULE OF DEBT


The College reports no long-term debt secured by debt instruments such as debentures, mortgages and bonds for the 2020/2021 fiscal year (B.C. Reg. 371/93).

Chair, Board of Governors
September 22, 2021

A blue ink signature in cursive script, appearing to read 'M. Brant', is written below the text.

VP Administration & CFO
September 22, 2021

A blue ink signature in cursive script, appearing to read 'Deborah Huebner', is written below the text.



2020/2021 FINANCIAL INFORMATION ACT REPORT

MANAGEMENT REPORT

The Financial Statements contained in this Statement of Financial Information under the *Financial Information Act*, have been prepared by management in accordance with section 23.1 of the *Budget Transparency and Accountability Act* of the Province of British Columbia, in particular, the financial statements are presented in accordance therewith.

Management is also responsible for implementing and maintaining a system of internal controls to provide reasonable assurance that reliable financial information is produced.

The College's Board of Governors is responsible for ensuring that management fulfils its responsibilities for financial reporting and internal control and exercises this responsibility through the Finance and Audit Committees of the Board. The Finance Committee reviews proposed budgets, monitors financial results and reports on any significant financial matters. It meets with management 4 times a year. In addition, the Audit Committee, composed of independent Governors, appoints the external auditors, reviews the audit plan and meets with the external auditors to receive their reports prior to making recommendations to the Board of Governors. It meets 2 times a year.

The external auditors, KPMG LLP, conduct an independent examination, in accordance with generally accepted auditing standards, and expresses an opinion on the financial statements. This examination does not relate to the other schedules and statements required by the Act. This examination includes a review and evaluation of the College's system of internal control and appropriate tests and procedures to provide reasonable assurance that the financial statements are presented fairly. The external auditors have full and free access to the Audit Committee of the Board.

On behalf of Camosun College:

Deborah Huelscher
VP Administration & CFO
September 22, 2021



**STATEMENT OF REMUNERATION AND
EXPENSES FOR THE BOARD OF GOVERNORS
FOR THE YEAR ENDED MARCH 31, 2021**

Total amount of remuneration for each board member and the total amount of expenses paid to or on behalf of that board member.

Prepared under the Financial Information Regulation, Schedule 1, section 6(2), (3), (4), (5) and (6)

Name	Position	Full or Partial Year	Remuneration	Expenses	Retainers	Total	Number of meetings attended***
Ahmadi, Bijan*	Education Council Ex-Officio	Full	103,012	-	-	103,012	23
Bell, Sherri*	President Ex-officio	Full	216,240	370	-	216,610	59
Bryant, Monty	Appointed Member	Full	-	349	2,332	2,681	40
Clarmont, Tanya	Appointed Member	Full	-	-	2,000	2,000	15
Cumberland, Joanne*	Elected Employee	Full	59,548	1,203	-	60,751	22
Margetts, Richard	Appointed Member	Partial	-	-	1,333	1,333	5
McBain, Brenda	Appointed Member	Full	-	-	2,000	2,000	20
Palmer, Brent	Appointed Member	Partial	-	-	1,333	1,333	5
Parikh, Margie**	Appointed Member	Full	-	-	-	-	17
Rogers, Emily	Appointed Member	Full	-	-	2,000	2,000	28
Rohani, Laylee	Appointed Member	Partial	-	-	833	833	13
Smythe, Robert	Elected Student	Partial	-	5,000	666	5,666	5
Stubbing, Mike**	Appointed Member	Full	-	-	-	-	30
Umulisa, Fillette	Elected Student	Partial	312	525	1,333	2,170	9
Van Akker, Albert*	Elected Employee	Full	103,375	3,220	-	106,595	17
Van Gerven, Lindsay	Elected Student	Full	-	1,200	2,000	3,200	12
Venoit, Phil	Appointed Member	Full	-	-	2,000	2,000	16
			482,487	11,867	17,830	512,184	336

* Remuneration and expenses reported for elected and ex-officio board members who are employees of the College is in respect of their duties as employees.

** Margie Parikh and Mike Stubbing declined remuneration.

***Only board regular and board committee meetings are included under the number of meetings attended.



**STATEMENT OF EMPLOYEE'S REMUNERATION
AND EXPENSES
FOR THE YEAR ENDED MARCH 31, 2021**

April 1 2020 - March 31 2021

Total amount of remuneration for each employee that exceeds \$75,000 and the total amount of expenses paid to or on behalf of that employee, excluding employees who are members of the Board of Governors and excluding any amounts paid under a severance agreement.

Prepared under the Financial Information Regulation, Schedule 1, section 6 and the Financial Information Act, Section 2(3)(b)(i).

Employee Name	Remuneration	Expenses
Adu-Febiri, Francis	99,055	-
Agbay, Matthew	82,042	-
Albano, Mice	88,506	1,374
Alexander, Julie	99,055	118
Alexander, Kevin	97,489	-
Al-Haque, Mohd	95,897	-
Ali, Nancy	99,126	696
Allen, Christian	100,639	878
Allen, Glen	99,055	-
Amiraslany, Afshin	90,027	-
Anders, Benjamin	96,662	-
Anderson, Kristal	101,267	415
Anthony, Lawrence	92,832	-
Archer, Robert	94,150	172
Armour, David	103,662	-
Armour, Jenn	89,399	5
Armstrong, David	100,974	-
Asebey-Solares, Sergio	81,897	1,009
Ashwood-Smith, Hannah	95,688	550
Atkinson, Gillian	98,986	124
Atkinson, Tracy	78,874	-
Aveyard, Denise	82,117	315
Avis, Christopher	102,479	-
Ayles, Chris	99,055	236
Babey, Thomas	98,046	260
Bai, Bao-Qin	100,556	-
Bain, John	99,173	-
Ballinger, George	99,472	-
Bambi, Jonas	98,991	8,447
Bannikoff, Sandra	99,055	-
Barbas, Efthimios	81,594	2,848
Barclay, Gulcan	96,021	1,527
Bartlett, Cyril	77,798	-

Baskerville-Bridges, Robert	92,276	-
Bass, Michelle	99,651	-
Bauzon, Christina	78,512	758
Behfarshad, Ghasem	84,364	358
Behn, Elisa	79,771	3,350
Benecke, Stephen	98,986	-
Beninger, Genevieve	111,380	-
Bennett, Jennifer	99,055	173
Berezon, Shelley	80,795	550
Bergeron, Dominic	99,055	-
Bergerud, Daniel	99,242	87
Bernard, Christiaan	138,792	166
Berry, Stuart	98,889	45
Betton, Allison	81,621	2,780
Biggan, Dale	75,907	184
Biggs, Laura	81,404	28
Birch, Benjamin	89,510	-
Bocsik, Miklos	96,070	-
Boehme, John	99,026	64
Boraas, John	194,541	806
Borrowman, Anne	103,396	326
Bowe, Alison	99,016	557
Brewer, Monique	90,650	-
Brix, Ann	95,083	-
Broad, Kyle	103,375	-
Broom, Zoe	112,230	-
Brown, Tika	98,986	964
Browning, Ian	98,986	2,777
Bruce, Robert	103,642	4,182
Bryan, Gwenda	102,321	829
Budlong, Robert	99,235	138
Bunton, Kirsten	91,711	-
Burak, Arloene	88,158	91
Burgaretta, Mary	84,439	591
Burman, Richard	93,382	2,783
Burrage, Peter	102,183	473
Butcher, Anastasia	95,028	530
Caldwell, Judy	103,063	-
Callin, Timothy	99,055	-
Calvert, Brian	121,713	108
Cameron, Brooke	78,137	-
Cameron, Ian	99,055	-
Campbell, Meghan	81,139	-
Campbell, Sarah	109,173	500
Caracciolo, Aeisha	79,247	1,326
Carr, Sandra	98,985	-
Casteel, Diane	78,225	-

Cazelais, Gilles	98,986	-
Champoux, Lynda	92,890	3,577
Chamut, Amber	84,338	4,964
Chan, Arnold	92,276	-
Chen, Susan	100,571	11
Chia, Pei Mei	99,055	86
Chisholm, Sarah	99,242	5,572
Christensen, Sandra	87,548	17,240
Christiansen, Melanie	92,036	1,230
Clarke, Margie	99,065	-
Clement, Michelle	104,223	2,550
Coccola, Odette	104,476	275
Cockburn, Sarah	85,785	-
Coey, Brian	102,348	725
Conway, Jacqueline	100,946	12,371
Corwin, Todd	76,572	-
Cousins, Adrienne	76,020	-
Cowden, Stephen	88,867	-
Cox, Patience	100,447	-
Craig, Shannon	82,303	-
Cuizon, Gemma	92,227	-
Cumiskey, Jason	99,099	-
Cummings, Heather	181,850	97
Curran, Justin	90,063	-
Curtis, Miriam	82,568	1,333
Curtis, Trevor	99,071	-
Czinkota, Coralee	84,328	-
Dahl, Alyson	79,564	1,001
Davies, Alan	82,802	-
Dean, Andrew	89,148	998
deGoey, Carmen	103,375	73
Delvillano, Heather	116,163	633
Dhade, Gurbinder	94,021	-
Dhillon, Jasdeep	92,276	50
Dickson, Jennifer	101,326	-
Dildy, Clifton	96,408	-
Doherty, Janet	96,005	818
Dompierre, Kerry-Ann	99,055	2,186
Doner, Susan	99,055	-
Donnecke, Daniel	98,986	-
Doran, James	99,250	359
Dosanjh, Harjit	95,904	-
Doutre, Susan	98,987	650
Downarowicz, Jadwiga	92,339	619
Doyle, Diane	86,142	-
Drover-Davidson, Cindy	88,435	466
Duncan, Alan	104,270	-

Dundas, Melvyn	107,352	-
Dunning, Troy	104,048	-
Durdle, Andrea	85,251	409
Elliot, Enid	98,492	259
Ellis, Kaitlin	91,355	1,647
Erikson, Bradley	98,986	230
Evangelou, Teresa	101,668	550
Everitt, Carl	103,006	1,700
Farish, Tanis	108,060	2,805
Fast, Robin	99,736	259
Fayowski, Vivian	85,844	37
Fell, Peter	99,083	-
Ferguson, Donna	99,054	964
Ferguson, Stephen	104,045	1,109
Fernyhough, Lois	104,234	-
Fertile, Candace	99,995	-
Fisher, Blair	99,572	7,740
Flowers, Garret	86,179	-
Flynn, Alexandra	98,986	-
Fournier, Mark	95,372	-
Fradette, Ryan	89,923	-
Frame, Heather	100,620	850
Frost, Catherine	86,043	704
Frost, Graham	90,641	336
Fyfe, Maria	92,407	550
Gale, Richard	129,223	562
Gaudreault, Patricia	100,074	-
Gibbs, Allen	99,142	1,489
Giles-Pereira, Rosalind	103,375	550
Giuliani, Jennifer	99,059	946
Glover, Robert	100,551	-
Godwin, Leah	91,669	550
Gonzalez-Harney, Dalia	110,006	1,322
Gordon, John	103,680	-
Gorrie, Darryl	95,389	1,126
Gough, James	99,242	-
Gow, Jennifer	101,069	802
Greening, Doug	92,070	-
Grier, Tanya	90,267	1,528
Grigoryan, Narine	99,055	-
Grondin, Isabel	103,180	2,477
Guenther, Jennifer	86,158	-
Gupta, Pooja	103,069	140
Gusevskiy, Nikolay	77,574	200
Haden, Gillyan	105,801	854
Hadian, Shohreh	99,055	-
Hadwin, Laura	98,839	1,311

Hagreen, Vara	102,164	550
Hall, Carly	108,096	5,502
Halsall, Susan	107,292	504
Hampton, John	99,202	-
Hannigan, Patricia	84,025	-
Hansen, Jennifer	75,948	1,253
Happynook, Tommy	78,299	-
Hargreaves, Anna	109,179	459
Harris, Donavan	92,447	1,257
Harris, Scott	135,785	694
Harrison, Sybil	135,789	(420)
Hayashi, Akiko	91,111	96
Haynes, Sheryl	99,055	9,997
Hayre, Mandeep	106,172	1,552
Heagy, Robin	99,242	-
Hebig, Selena	81,348	550
Heerah, Imtehaze	101,022	144
Heinz, Holly	91,245	550
Hickey, Llan	84,799	714
Hilchey, Evan	157,507	2,346
Hlady, Deborah	140,387	-
Hoggard, Amy	112,961	4,142
Hoh, Joseph	98,989	-
Holder, Jenny	97,205	1,282
Hood, Christine	86,287	1,029
Hook, Nancy	81,198	19
Horie, Michael	99,144	-
Hotchkiss, Chrisa	98,986	50
Howard, Leah	98,857	-
Hrechka Fee, Jessica	99,407	110
Huelscher, Deborah	203,719	1,053
Huffman, Shauna	92,394	3,971
Humble, Robin	89,001	4,756
Humphries, Robert	146,386	1,023
Hunt, Judith	98,986	-
Hunter, Peggy	98,986	-
Hurtubise, Johanna	82,649	802
Hutmacher, Melodie	90,901	294
Iacobucci, Denise	102,563	-
Inglis, Gordon	103,497	67
Ingraham, Stephanie	95,178	-
Ipe, Alex	98,986	-
Iribarne, Jeanne	100,504	-
Isaac, Jo-Anne	97,611	4,557
Ivanov, Katrina	97,831	-
Jackson, Janet	92,276	-
Jackson, Lynnea	92,256	151

Jaffey, Marina	100,208	23,400
Jankunis, Frank	93,793	175
Jarrett, Patricia	83,341	3,780
Jaworsky, Michelle	94,611	528
Jenkyns, Glenys	96,014	550
Jing, Ying	84,309	-
Johnson, Jason	92,553	-
Jones, Christopher	135,316	2,661
Jones, Kari	99,055	-
Jones, Patrick	101,985	1,456
Jung, Stan	98,986	998
Kallos, Sarah-Joy	80,185	4,275
Kandur, Sahitya Yadav	91,974	-
Kellman, Chris	99,172	998
Kemp, Timothy	99,769	722
Kennedy, Janet	89,705	188
Kennedy, Sonja	103,840	-
Kerins, Kristine	103,006	262
Kerrigan, Neil	92,447	5,950
Keyser, Shannon	97,187	3,260
Khalifa, Nasr	120,090	-
Khimji, Zahra	87,603	97
Kilburn, Nicole	99,055	211
Kirkland, Tanya	93,972	3,058
Kitts, Jody	133,416	576
Klassen, Constance	107,621	853
Knudsen, Kim	78,243	5,687
Kohl, Diana	92,276	21
Konomoto, Elizabeth	101,264	428
Kosik, Ken	121,743	2,670
Ku, Tennyson	91,955	-
Kumar, Mahesh	102,792	1,530
Kunen, Mark	80,579	-
Lai, Raymond	98,986	-
Lambert, Jennifer	79,258	-
Lang, David	100,752	1,187
Lang, Stephen	98,592	-
Langeland, Marius	79,291	178
Lanning, Robbyn	98,824	56
Larkin, Kara	91,960	-
Larose, Patricia	98,986	1,933
Lee, John	103,006	-
Lee, Lawrence	99,055	-
Leik, Vivian	86,814	12,442
Lemieux, Kimberly	92,774	1,230
Lenihan, Beverley	98,792	57
Levecque, Jennifer	99,055	83

Ley, Robin	113,113	-
Li, Diana	99,055	-
Li, Scott	81,348	39
Lidstone, Rodney	99,242	-
Lieb, Christian	98,927	-
Lightbody, Karen	99,062	429
Lindsay, Maureen	99,055	13,970
Littlejohn, Paula	98,988	895
Liu, Michael	86,795	-
Loreth, Tyson	91,500	1,451
Love, Helen	111,605	-
Lu, Ocean	94,734	-
Lucato, Susan	88,942	1,999
Lyll, Dorothy	104,584	147
Lyle, Ross	75,813	44
Lysak, Michelle	105,244	1,068
Maftai, Micaela	94,388	1,049
Maguire, Patrick	99,201	-
Mahoney, Ellen	85,762	821
Mai, Nicolas	99,055	-
Malloch, Amanda	83,224	268
Mar, Len	99,055	-
Marr, Cheryl	94,587	550
Martin, James	85,587	144
Mason, Rebecca	120,456	45
Mayes, Wayne	98,986	-
McAlister, Martha	103,076	942
McCallum, Shannon	81,086	-
McCormack, Bruce	99,028	-
McCreight, Laura	89,442	-
McFarlan, Jacqueline	85,113	-
McIntosh, Ann	99,055	602
McKinnon, Stephen	101,083	-
McLaughlin, Kirstin	81,373	6,026
McLean, Melissa	99,062	-
McLean, Nancy	99,055	-
McMillen, Brent	98,485	630
McPherson, Robert	103,375	772
Meadows, Derek	91,179	1,329
Meanwell, Neil	99,055	554
Meek, David	99,242	-
Mehta, Rajesh	98,986	-
Mekelburg, Brent	99,424	3,743
Meunier, Michelle	88,983	4,823
Michaud, Francis	98,982	558
Middlemiss, Aaron	79,204	5,584
Mitchell, Sandee	98,555	4,383

Moazzen Zadeh, Mozghan	90,564	563
Molnar, Charles	99,055	-
Montague, Valerie	149,873	2,669
Montgomery, Patrick	102,947	-
Moore, Thalia	83,833	1,073
Moorhouse, Kelli-An	93,841	-
Morch, Elizabeth	101,328	1,707
Morier, Christopher	99,626	-
Moroney, Peter	128,558	-
Morris, Dennis	102,000	2,019
Morris, Geoffrey	79,552	841
Muir, David	102,990	734
Murphy, Deidre	98,883	244
Murray, Geoff	86,951	-
Nash, Michael	92,755	-
Nelson, Edgar	99,010	-
Nemec, James	99,145	1,123
Nevado, Thuy	99,006	774
Newburg, Grant	99,242	-
Newstead, Christopher	88,063	1,589
Nielsen, Olaf	105,123	3,373
Niwa, Maureen	99,076	1,178
Nohr, Lawrence	101,930	41
Nordman, Eric	99,173	-
North, Jasmine	95,647	-
Noussitou, Gilbert	99,173	948
Oakley, Julieanne	83,654	-
Oickle, Mark	92,224	-
Ormiston, Todd	102,108	2,061
Otukueku, Eguono	75,879	-
Ove, Peter	102,246	-
Paetkau, Laura	92,808	2,426
Parkinson, Charles	103,258	19,115
Paterson, Allan	99,173	55
Paxman, Erika	94,905	550
Pedneault, Stephanie	86,066	1,172
Peivast, Morteza	105,509	4,859
Pelling, Cate	99,171	-
Pendergast, Dustin	91,901	434
Pennell, Edward	145,558	1,618
Pereira, Liberty-Dawn	89,544	3,053
Perkin, Ronald	99,242	215
Petersen, Cristina	85,966	295
Peterson, Perry	94,325	5,158
Petrak, Heidi	83,068	550
Pettem, Katherine	89,198	-
Pettyjohn, Dwayne	103,076	1,498

Phillips, Jennifer	87,135	3,294
Pimlott, Godfried	100,747	-
Pitman, Kelly	99,006	-
Plant, Nannette	97,599	485
Ploughman, Elizabeth	99,102	-
Plummer, Marilyn	88,646	550
Poag, Elizabeth	99,076	550
Poljak, Nina	84,514	-
Pollock, Michael	99,438	-
Porter, Rodney	151,660	1,519
Pritchard, David	75,729	16,567
Prussin, Emrys	85,896	223
Prytherch, Sian	99,055	-
Purdy, Alexandra	89,566	634
Puritch, Jeanne	103,076	600
Puszczalowski, Philip	84,082	-
Quinless, Jacqueline	75,481	-
Raju, David	99,055	-
Rao, Asha	99,581	15,614
Rayson, Todd	92,309	504
Read, Nicholas	110,627	-
Reeve, Daniel	99,055	230
Riecken, Theodore	86,847	-
Robb, Leanne	101,828	550
Robbins, Lynda	111,019	-
Robertson, Lisa	102,033	630
Robinson, Liisa	102,452	1,794
Robson, Beverley	88,742	2,748
Rodrigues Junior Russi, Jaime	78,944	448
Roe, Sarah-Jayne	99,489	4,887
Rogers, Pamela	92,318	550
Rook, Rusty	99,055	473
Ross, Kristin	92,367	-
Rumpel, Steven	121,065	1,250
Rusekampunzi, Augustin	98,944	-
Russell, Robert	101,062	550
Ryan, Emily	92,064	2,128
Sacilotto, Laura	98,464	550
Samsonoff, Dale	88,860	1,795
Sandford, Hilary	98,017	-
Schaerer, Saryta	103,240	129
Schmidt, Mercedes	92,167	5,270
Schroeder, Michael	91,821	-
Schudel, Emily	99,055	1,508
Scott, Patricia	87,740	-
Scott, Stephen	109,296	1,958
Sehn, Eric	146,381	125

Severyn, Barbara	163,975	380
Shaik, Ajijoon	88,663	1,309
Shepherd, Laura	99,055	-
Shewey, Janice	89,239	76
Shpak, Dale	99,070	844
Silden, Eva	99,059	5,022
Sillem, Nikolaas	92,447	-
Simcoe, Janice	123,424	12,187
Smedley, Rosemary	75,289	741
Smigel, Susan	76,920	-
Smith, Cynthia	146,357	297
Smith, Dawn	84,839	2,192
Smith, Derek	99,242	-
Smith, Mavis	100,942	397
Sondheim, Amie	92,616	-
Sorensen, Robert	107,778	1,733
Southern, Dawn	97,418	1,301
Spearman, Richard	76,145	-
Sperling, Claudia	114,749	230
Stask, Christopher	98,658	-
Stekelenburg, Lisa	88,742	372
Stephens, Jacqueline	84,894	-
Stewart, Michael	79,538	-
Stickney, Gordon	112,242	1,211
Stone, Jennifer	99,770	-
Stratford, James	101,230	284
Strelaeff, Kevin	99,242	-
Stretch, Lindsay	92,405	1,032
Stride, Richard	146,063	-
Strobl, Margit	99,059	1,095
Stubbs, Neil	98,986	-
Stull, Joshua	92,378	-
Sturgill, Sean	87,750	1,258
Stuss, David	98,983	-
Sunderland, Andree	85,206	216
Surridge, Blair	98,941	343
Swanwick, Mark	99,242	-
Sykes, Ryan	99,055	998
Szwender, Halinka	96,905	-
Tait, Shannon	98,969	-
Tamosiunas, Joel	106,058	-
Tanigawa, Katie	76,200	-
Tavares, Cecilia	99,670	550
Taylor, Wendy	102,513	92
Telford, John	101,015	-
Thiessen, Susanne	99,093	583
Thompson, Rob	83,712	4,491

Thomson, Daryl	105,596	80
Tol, Ian	145,229	620
Tomines, Jose	84,252	-
Tonks, Randal	98,986	452
Towne, Scott	86,229	-
Traore, Michelle	107,268	-
Travers, Nicholas	98,986	-
Tudor, Tara	99,820	102
Turner, Andrea	96,951	550
Underwood, Larry	76,921	1,923
Van Alderwegen, Anneke	99,055	113
Van de Vegte, Joyce	106,305	-
Van Oort, James	103,546	-
Vandenbossche, Michael	88,300	-
Vaux, Darren	116,039	1,428
Vawda, Ahmed	98,951	-
Verjinschi, Bogdan	99,235	-
Vernon, Anthony	100,817	4,167
Vis, Alfred	99,242	-
Vos, Peter	92,447	95
Vreugdenhil, Philip	103,840	-
Wadsworth, Kerry	99,325	-
Wakefield, Ronald	98,893	-
Walker, Ross	92,561	-
Walker-Duncan, Steven	105,759	3,221
Wassermann, Brent	103,076	25
Weaver, Michael	99,242	-
Weber, Rodrigo	77,918	34,945
Webster, Anthony	99,390	341
Weimer, Melody	100,832	1,744
West, Elizabeth	99,107	1,537
Wieler, Susana	98,827	-
Wiewiorowski, Jayna	76,920	673
Wiggins, Jeffrey	101,778	1,031
Willbond, Mary	99,053	550
Williams, Roy	92,991	-
Wilmshurst, Geoffrey	180,690	847
Wilson, Andrew	109,554	-
Wilson, Susan	76,921	2,163
Wilton, Bree	99,055	-
Won, Stephanie	99,118	1,622
Wong, Bill	99,727	79
Wong, Regina	99,244	474
Wonsiak, Tessa	95,932	9,631
Wood Meszaros, Aileen	92,339	5,151
Woodrow, Sandra	96,931	223

Worrall, Richard	98,683	1,718
Wrate, Cynthia	102,560	318
Wrean, Patricia	97,361	-
Yacucha, Keith	99,826	1,034
Yakimoski, Nancy	99,058	-
Yang, John	105,167	-
Yates, Joan	98,633	-
Yilmaz, Cuma	99,242	209
Yutani, Lynelle	103,006	1,114
Zaleski, Leta	99,227	1,132
Zamluk, Corrine	98,987	3,703
Zapp, Dawn	96,410	871
Zehr, Lori	96,122	-
Zeldin, Daniel	93,913	-
	<hr/>	<hr/>
Total over \$75,000	50,613,595	572,985
Total for employees earning less than \$75,000	36,180,512	256,493
	<hr/>	<hr/>
Total All Employees	86,794,107	829,478

Severance Information:

Number of agreements	5
Number of equivalent month's gross salary	20

Prepared under the Financial Information Regulation, Schedule 1, section 6(7)

April 1 2020 - March 31 2021

Reconciliation

Total remuneration for Members of the Board of Governors	\$ 500,317
Total remuneration for other employees	\$ 86,794,107
	<hr/>
Subtotal	87,294,424
Total per Note 13. Expenses by object:	112,980,248
	<hr/>
Variance	<u><u>(25,685,824)</u></u>

Explanation of variance:

Prepared under the *Financial Information Regulation* , Schedule 1, section 6 and the *Financial Information Act* , Section 2(3)(b)(i).

Amounts disclosed in these schedules differ from total expenses disclosed in the Statement of Operations due to adjustments required in the Statement to comply with Generally Accepted Accounting Principles.



**PAYMENTS TO CORPORATIONS, FIRMS AND
INDIVIDUALS FOR SUPPLIES OR SERVICES
RENDERED
FOR THE YEAR ENDED MARCH 31, 2021**

April 1 2020 - March 31 2021

Prepared under the Financial Information Regulation, Schedule 1, section 7 and the
Financial Information Act, Section 2.

Vendor	Amount
Air Liquide Canada	41,207
AP Plastics	351,644
Applied Engineering Solutions Ltd.	76,067
Applied Management Centre	50,190
Aral Construction	328,065
Austin Insulators	177,564
Bartle Gibson Ltd	40,046
BC Electrical Association	83,201
BC Hydro Power Authority	733,350
BC Institute Technology	85,708
BC Mail Plus	63,528
BC Net	860,511
BC Pension	8,259,865
BC Transit	54,323
Best Buy	27,524
Blackbaud Canada	25,965
Blackboard Canada Inc.	80,192
B-Line Medical Llc	30,043
Brandigenous	29,064
Brenric Construction Ltd	41,638
Bright Can-Achieve	49,415
Bunzl Cleaning Hygiene	118,605
CAE Healthcare	48,170
Camosun College Foundation	34,010
Canadian Linen Supply	51,853
Canem Systems	961,702
Cardinal Health Canada	96,281
Cascadia West Contracting Ltd	1,127,085
CBS Stoneworks	65,814
Cengage Canada	195,431
Century Group	132,194
Change Healthcare	27,415
Charter Telecom	91,049
Chase Office Interiors	34,169
Chetanya Career Consultants Pvt Ltd	39,028
Colleges and Institutes Canada	38,364
Colliers Project Leaders Inc.	60,757
Compugen	631,920
Computrain IT Pvt Ltd	26,215
Corporate Express	129,039
Canadian Standards Association	68,580

Dana Wright	25,547
Decoda Literacy Solutions Society	185,000
Dentsply Canada Ltd	54,810
Digital Architecture	32,388
District of Saanich	264,287
Ebsco Canada Ltd	59,931
ECS Electrical Cable Supplies	28,249
Ecol Electric Ltd	169,543
Ellucian Technologies Canada	400,831
Elumenati, LLC	75,786
Empress Painting	34,932
Erb Technical Contracting Ltd.	331,520
FLO	32,559
Flynn Canada Ltd.	361,747
Footprints Security Patrol	398,646
Fort Garry Industries	26,208
FortisBC - Natural Gas	387,934
Global Industrial Canada Inc.	74,605
Global Payments	519,139
Goodwin Studio Ltd	31,145
Greater Victoria School District	156,904
Gregg Distributors B C Ltd.	40,216
Harris & Company LLP	242,774
Hazpro Environmental Ltd	38,896
HDR CEI Architecture Associates	25,220
Heatherbrae Builders Ltd	486,989
Henry Schein Canada, Inc.	105,845
Homewood Health	54,578
Honeywell	44,438
Hu-Friedy Mfg. Co. , Llc.	37,319
ICBC	29,568
IDP Education	60,370
Industrial Plastics (1975) Ltd	59,469
Infosilem	34,694
Island EHS	91,191
Island Temperature Controls Ltd	60,775
Javelin Technologies	899,601
John Wiley & Sons	84,557
Jones & Bartlett Learning	38,819
Kaufman, Hall Associates LLC	66,677
Key West Ford Sales Ltd.	53,730
Knappett Projects Inc.	1,021,804
KPMG LLP	42,484
Leaders International Executive Search	37,026
Login Brothers Canada	201,203
Long View Systems	49,797
M3 Mechanical Consultants	25,673
Manulife Financial	6,702,783
Mcgraw-Hill Ryerson Limited	82,147

Microserve Business Computers	975,932
Minister Finance	1,587,854
Modern Campus	61,890
Moneris	64,055
Monk Office	81,775
Morgan Electrical Group Ltd.	53,472
MPS Macmillan Publishing Services	38,149
NACE International	42,095
NATG Integrated Systems	567,415
Nebraska Book Company	36,622
Nelson Education Ltd.	26,815
Okanagan College	38,350
Orbis Communications	40,737
Oxford University Press Usa	42,277
Pacific Air Filters Ltd	27,654
Pacific Institute For Sport Excellence	839,430
Parker Johnston Industries Ltd	514,185
Passion Sports	26,085
Pearson Canada Inc.	355,606
Polaris Leadership Inc.	65,755
Postage By Phone	25,000
Powerschool Canada Ulc	54,098
Prairie Coast Equipment	59,469
Prime Engineering	56,260
Proctorio	41,695
Queens Printer	184,428
Receiver General For Canada	4,699,100
RFS Canada	185,202
Ricoh Canada	85,165
Rogers	110,782
Royal Bank of Canada	27,506
Saltspring Island Literacy	33,700
Samuel, Son Ltd	43,983
Sandman	122,534
Santa Monica Study Abroad Pvt Ltd	38,672
Signs of the Times	29,165
Simon Fraser University	197,474
Skillsource	247,562
SKILS	34,808
Slegg Building Materials	86,314
Softdocs	68,785
Sooke School District	121,154
SPI Health & Safety	64,133
Spicers Canada ULC	53,791
Strathcona Park Lodge	29,525
Super Save Group	73,206
Sysco Victoria	80,731
Telus	98,421
Telus Custom Security Systems	26,693

Thinkspace Architecture Planning Interior Design	228,367
Thrifty Foods	27,425
Top Line Roofing Ltd	151,816
Top Quality Coatings Ltd	58,704
Tophat	45,706
University of Victoria	47,386
UVIC Properties Investments	113,892
Vancouver Island University	215,928
Victoria Literacy Connection	33,700
Waste Management	45,404
Westburne West	181,192
Westcoast Roof Inspection	99,833
Wilson'S Transportation Ltd	100,577
Worksafe BC	331,613
Yellow Pencil	72,975
Zeidler Architecture	113,124
Zoom	40,798

Total over \$25,000	44,211,089
----------------------------	-------------------

Total less than \$25,000	4,640,886
---------------------------------	------------------

Grand total	48,851,975
--------------------	-------------------

April 1 2020 - March 31 2021

Reconciliation

Total of aggregate payments exceeding \$25,000 paid to suppliers	\$ 44,211,089
Consolidated total of payments of \$25,000 or less paid to suppliers	\$ 4,640,886
Consolidated total of all grants and contributions exceeding \$25,000	\$ -
	<hr/>
Subtotal	\$ 48,851,975
Total per Note 13. Expenses by object	27,830,245
	<hr/>
Variance	<u>21,021,730</u>

Explanation of variance:

Prepared under the *Financial Information Regulation* , Schedule 1, section 7 and the *Financial Information Act* , Section 2.

Amounts disclosed in these schedules differ from total expenses disclosed in the Statement of Operations due to adjustments required in the Statement to comply with Generally Accepted Accounting Principles.